

Scaled data based on original data using
LM-79-08 Approved Method: Electrical and Photometric Measurements of Solid-
State Lighting Products

Test Report Prepared for
Cooper Lighting Solutions
(formerly Eaton)

Brand: McGRAW-EDISON

Report Number: P386730

Luminaire Tested: **GWC-SA2B-830-U-T2-HSS**

Issue Date: 3/3/2020

Test Information

Test Method: LM-79-08
Report Number: P386730
TEST IS SCALED FROM IESNA LM-79-08 TEST DATA (G2-1903-205-13)
Test Lab: INNOVATION CENTER
Issue Date: 3/3/2020
Manufacturer: COOPER LIGHTING SOLUTIONS (FORMERLY EATON)
Product Line: MCGRAW-EDISON
Catalog Number: GWC-SA2B-830-U-T2-HSS
Description: GALLEON WALL LUMINAIRE
(2) 80 CRI, 3000K, 800mA LIGHTSQUARES WITH 16 LEDS EACH AND TYPE II OPTICS WITH HOUSE SIDE SHIELD
Light Source: -
Ballast/Driver: ELECTRONIC DRIVER

Summary

Lumens per Lamp: N/A
Luminaire Lumens: 6742 lumens
Efficiency: N/A
Efficacy: 79.3 lumens/watt
Luminous Opening: Rectangular (W 1' x L: 0.5' x H: 0')
IES Classification: Type II - Medium
BUG Rating: B1 - U0 - G2

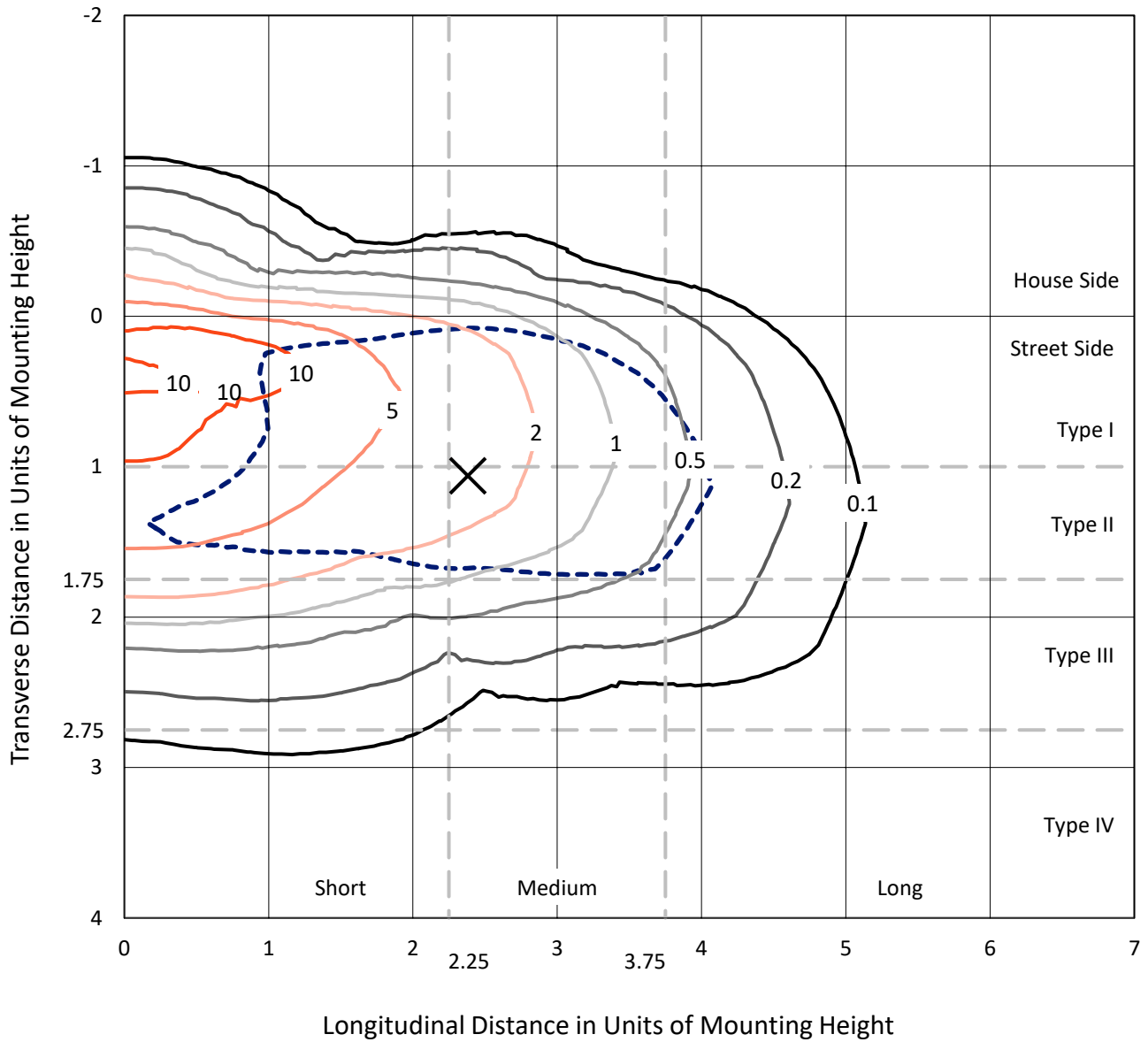
Input Watts (W): 85
Input Voltage (V): NR
Input Current (A_{in}): NR
Voltage Rise (V): NR
Power Factor: NR
Total Harmonic Distortion (THDi): NR
Frequency (hertz): 60
Stabilization Time: NR
Operation Time: NR
Ambient Temperature (°C): NR
Test Distance: 24 FT



REPORT NUMBER: P386730
 CATALOG NUMBER: GWC-SA2B-830-U-T2-HSS

Iso-Footcandle Lines of Horizontal Illumination

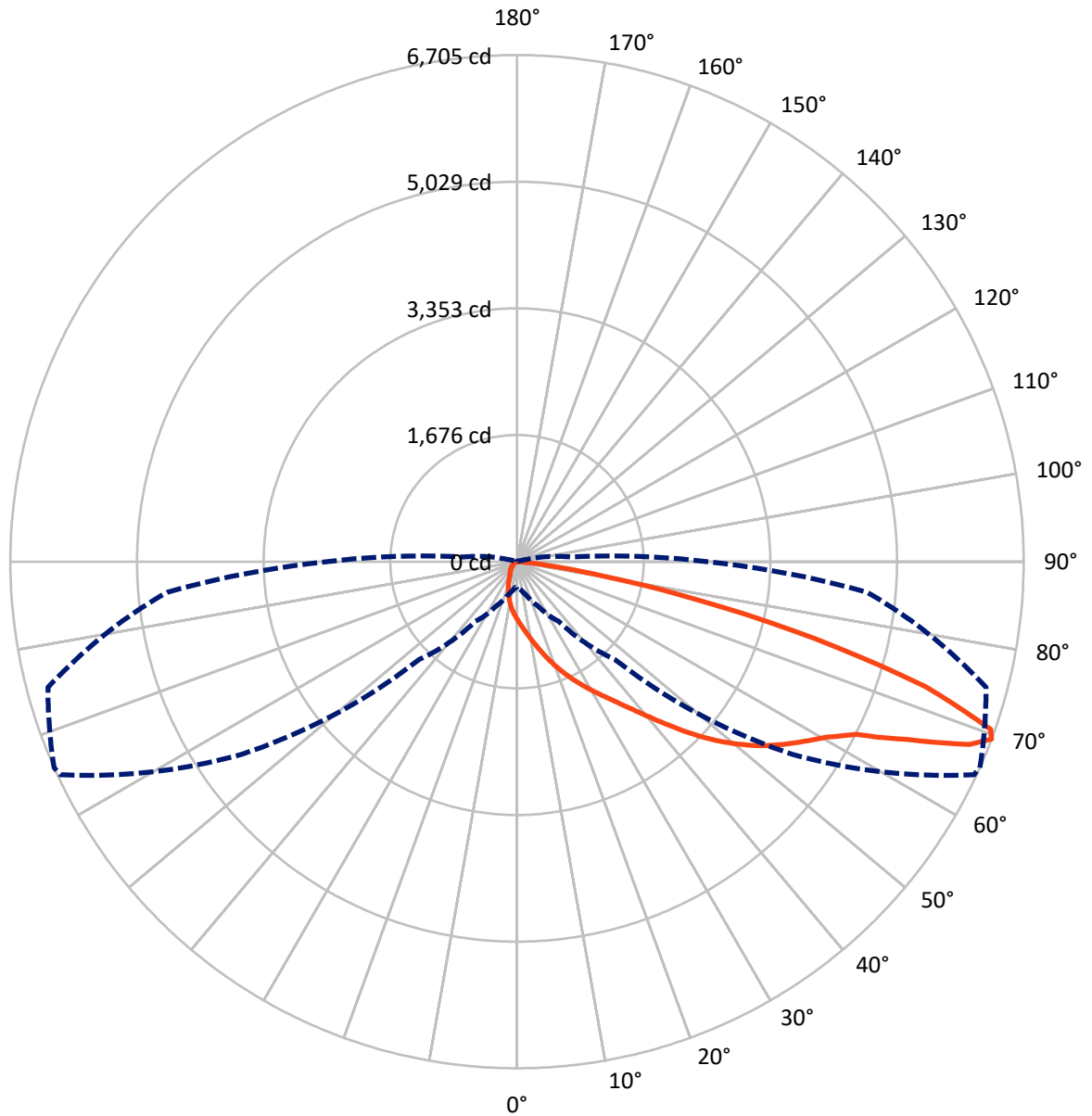
✕ Max cd
 - - - 1/2 Max cd



Based on 10 foot mounting height. Maximum calculated value = 12.7 fc
 Type II - Medium - N/A

REPORT NUMBER: P386730
CATALOG NUMBER: GWC-SA2B-830-U-T2-HSS

Luminous Intensity Polar Plot



— Vertical Plane Through 66-Deg Lateral - - - Horizontal Cone Through 69-Deg Vertical

REPORT NUMBER: P386730

CATALOG NUMBER: GWC-SA2B-830-U-T2-HSS

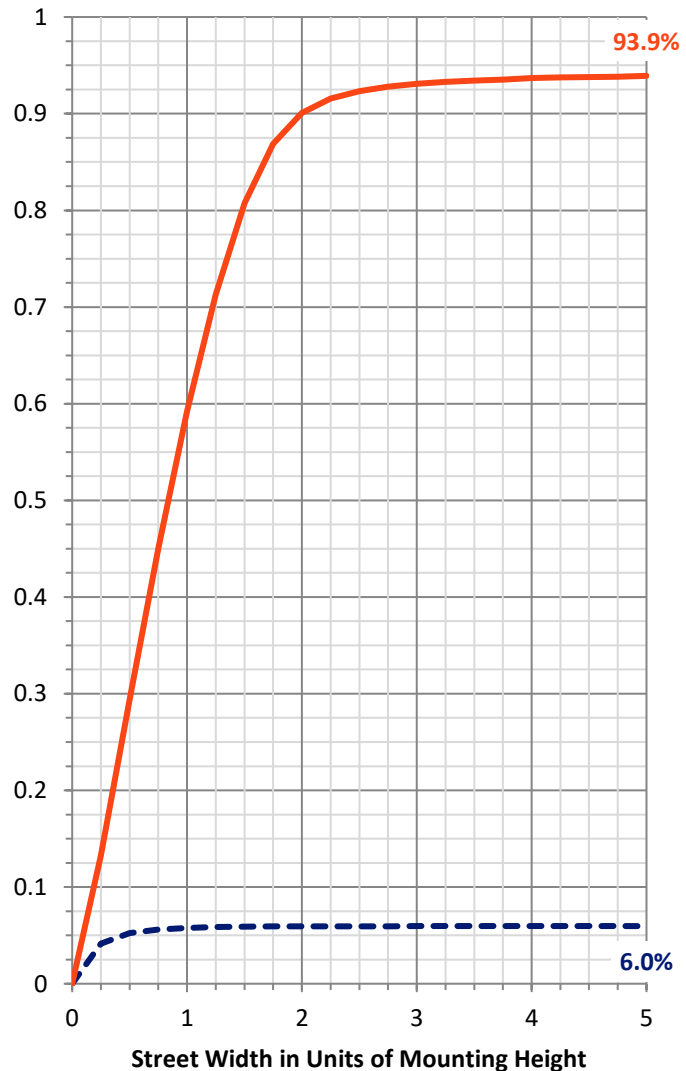
FLUX DISTRIBUTION:

		Downward	Upward	Total
House Side	Lumens	404.4	0.0	404.4
	% Fixture	6.0	0.0	6.0
Street Side	Lumens	6337.6	0.0	6337.6
	% Fixture	94.0	0.0	94.0
Total	Lumens	6742.0	0.0	6742.0
	% Fixture	100.0	0.0	100.0

Coefficient of Utilization

ZONAL LUMENS:

Zone	Lumens	% Fixture
0°-10°	74.2	1.1
10°-20°	220.7	3.3
20°-30°	384.4	5.7
30°-40°	674.4	10.0
40°-50°	1128.8	16.7
50°-60°	1659.2	24.6
60°-70°	1703.6	25.3
70°-80°	841.0	12.5
80°-90°	55.6	0.8
90°-100°	0.0	0.0
100°-110°	0.0	0.0
110°-120°	0.0	0.0
120°-130°	0.0	0.0
130°-140°	0.0	0.0
140°-150°	0.0	0.0
150°-160°	0.0	0.0
160°-170°	0.0	0.0
170°-180°	0.0	0.0
0°-90°	6742.0	100.0
0°-180°	6742.0	100.0



REPORT NUMBER: P386730

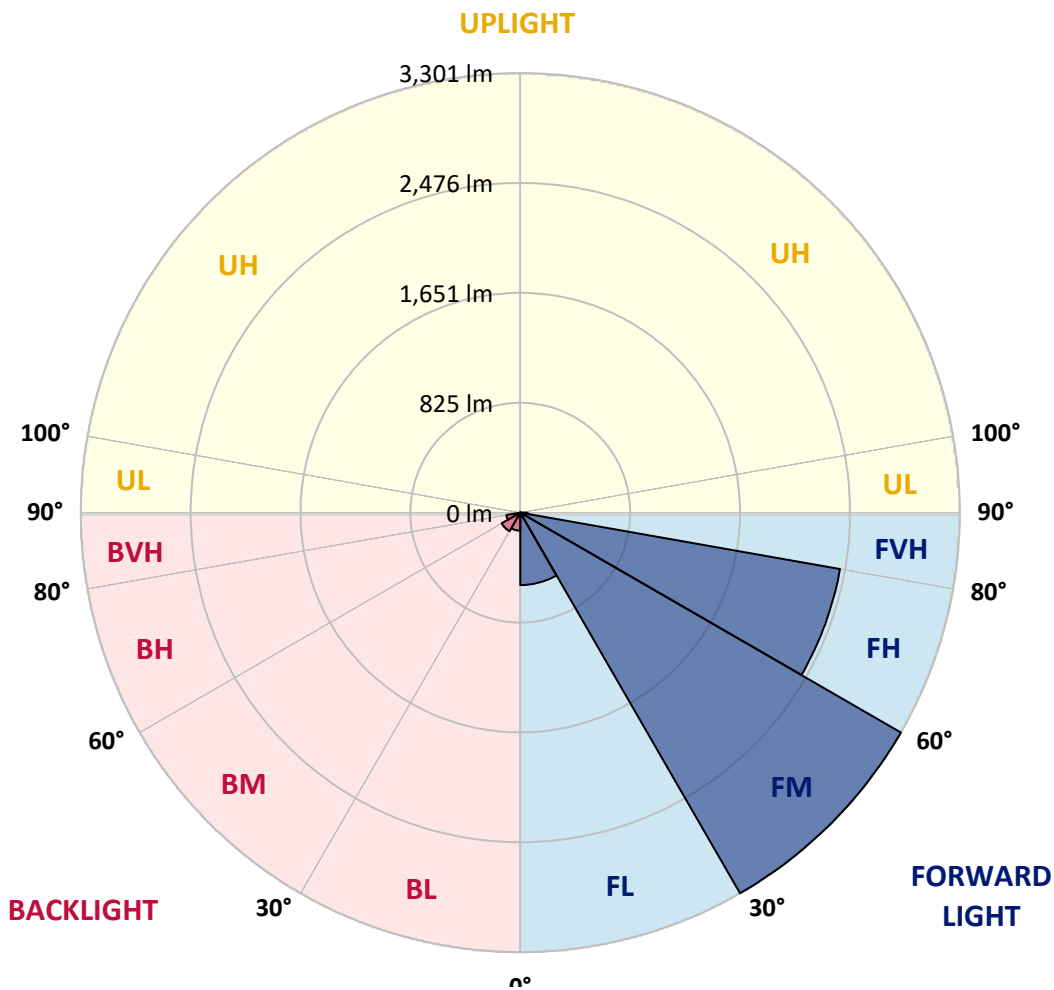
CATALOG NUMBER: GWC-SA2B-830-U-T2-HSS

LUMINAIRE CLASSIFICATION SYSTEM LUMEN TABLE AND BUG RATING:

Zone	Lumens	% Fixture	Zone Rating/Lumen Limit		
			B	U	G
FL (0°-30°)	544.0	8.1			
FM (30°-60°)	3301.2	49.0			
FH (60°-80°)	2438.1	36.2			G2/5000
FVH (80°-90°)	54.3	0.8			G1/100
BL (0°-30°)	135.3	2.0	B1/500		
BM (30°-60°)	161.2	2.4	B0/220		
BH (60°-80°)	106.6	1.6	B0/110		G0/110
BVH (80°-90°)	1.3	0.0			G0/10
UL (90°-100°)	0.0	0.0		U0/0	
UH (100°-180°)	0.0	0.0		U0/0	

BUG Rating: B1-U0-G2

Type II Medium





REPORT NUMBER: P386730
 CATALOG NUMBER: GWC-SA2B-830-U-T2-HSS

CANDELA DISTRIBUTION (FULL):

	0°	5°	15°	25°	35°	45°	55°	65°	66°	75°	85°
0°	767.3	767.3	767.3	767.3	767.3	767.3	767.3	767.3	767.3	767.3	767.3
2.5°	903.0	899.2	897.6	890.5	878.4	869.1	851.2	830.3	826.5	806.3	781.7
5°	1020.2	1017.0	1014.8	1004.9	992.4	969.0	936.3	897.6	890.2	851.8	802.5
7.5°	1101.9	1107.7	1107.7	1101.3	1085.6	1068.0	1027.9	975.1	965.8	906.9	830.3
10°	1149.6	1156.7	1162.1	1167.5	1165.3	1158.3	1120.5	1060.9	1049.7	971.6	862.7
12.5°	1154.1	1161.1	1176.5	1199.2	1221.3	1237.4	1213.7	1156.0	1143.2	1046.5	901.1
15°	1129.1	1136.5	1160.2	1204.4	1257.8	1304.6	1312.3	1261.4	1248.2	1135.8	949.1
17.5°	1085.6	1090.4	1124.3	1185.5	1269.4	1355.2	1401.6	1374.4	1362.2	1238.0	1002.6
20°	1053.2	1056.7	1086.5	1152.2	1262.3	1386.9	1486.2	1494.5	1481.7	1347.5	1060.6
22.5°	1108.6	1115.0	1116.0	1147.0	1243.1	1402.6	1560.5	1612.7	1603.1	1463.8	1117.6
25°	1260.1	1267.5	1243.1	1223.9	1259.4	1409.6	1624.2	1733.7	1726.0	1589.0	1174.9
27.5°	1460.2	1467.9	1436.5	1379.2	1344.9	1436.2	1680.9	1856.7	1856.3	1721.5	1236.7
30°	1656.8	1664.5	1632.5	1575.2	1496.4	1511.5	1729.9	1985.4	1987.3	1858.3	1302.4
32.5°	1863.1	1872.7	1839.7	1766.0	1683.7	1641.5	1798.7	2114.8	2125.7	2016.8	1376.3
35°	2097.5	2098.8	2052.3	1975.2	1880.4	1815.4	1909.2	2259.8	2285.8	2213.1	1470.2
37.5°	2327.4	2336.7	2298.6	2176.9	2089.8	2016.1	2073.5	2441.1	2477.9	2452.9	1592.8
40°	2497.8	2517.3	2511.9	2380.6	2297.9	2245.4	2277.4	2656.6	2703.3	2732.2	1747.5
42.5°	2604.7	2619.4	2644.4	2565.3	2490.4	2499.0	2518.3	2907.7	2965.3	3050.5	1925.2
45°	2727.4	2734.4	2755.2	2720.3	2669.7	2756.8	2773.8	3190.4	3250.9	3392.8	2122.5
47.5°	2877.2	2893.9	2899.6	2867.6	2844.6	2984.8	3020.1	3447.6	3532.4	3759.5	2331.2
50°	3068.1	3072.6	3082.5	3061.7	3038.6	3180.8	3241.0	3717.5	3794.7	4127.4	2537.1
52.5°	3254.8	3270.8	3305.4	3292.2	3283.0	3347.6	3437.9	3960.9	4047.0	4434.2	2742.7
55°	3308.6	3322.3	3441.8	3523.4	3599.0	3553.2	3626.2	4178.9	4272.1	4708.3	2940.6
57.5°	3093.7	3121.6	3328.4	3541.1	3854.6	3872.8	3885.0	4402.8	4486.4	4918.3	3146.5
60°	2550.6	2556.0	2895.5	3260.2	3812.3	4151.7	4262.8	4643.3	4713.4	5114.0	3393.1
62.5°	1622.3	1677.7	2050.1	2565.0	3365.3	4111.4	4719.8	5007.1	5032.7	5348.7	3746.6
65°	772.7	808.6	1076.9	1584.8	2437.6	3594.9	5035.2	5665.1	5676.6	5814.0	4219.0
67.5°	427.8	445.1	572.9	853.1	1425.0	2542.3	4907.8	6444.5	6455.4	6289.2	4633.3
69°	334.6	349.4	449.9	643.0	966.1	1827.2	4441.2	6672.9	6705.2	6425.3	4648.1
70°	284.0	298.5	387.5	543.1	776.9	1411.9	3953.2	6616.2	6650.5	6412.5	4538.2
72.5°	173.9	182.2	258.1	382.3	520.7	710.3	2437.9	5595.3	5653.3	5882.2	3900.4
75°	117.2	121.7	161.4	263.9	372.4	365.7	1266.5	3943.9	4069.4	4575.7	2880.8
77.5°	83.9	88.1	108.2	170.7	261.0	241.5	573.5	2451.0	2477.9	2744.3	1571.0
80°	47.7	51.6	76.5	101.5	177.1	161.1	228.0	1170.7	1184.2	1176.8	524.5
82.5°	25.0	28.2	41.9	66.9	113.7	105.4	94.8	392.0	393.9	327.6	115.0
85°	4.8	5.8	20.8	45.8	58.6	45.8	38.7	91.9	93.8	82.9	28.5
87.5°	0.0	0.3	8.3	10.2	11.5	11.8	12.5	17.9	19.2	25.9	7.7
90°	0.0	0.0	0.0	0.0	0.0	0.0	0.0	0.0	0.0	0.0	0.0



REPORT NUMBER: P386730
 CATALOG NUMBER: GWC-SA2B-830-U-T2-HSS

CANDELA DISTRIBUTION (continued):

	90°	95°	105°	115°	125°	135°	145°	155°	165°	175°	180°
0°	767.3	767.3	767.3	767.3	767.3	767.3	767.3	767.3	767.3	767.3	767.3
2.5°	770.8	759.3	737.2	711.5	691.7	672.2	656.8	640.8	635.0	632.1	631.8
5°	778.5	754.1	707.4	659.3	620.0	582.8	556.2	530.9	519.1	513.6	511.4
7.5°	791.3	752.2	677.0	603.6	546.9	500.5	463.7	436.1	422.4	416.6	414.4
10°	806.3	749.6	641.4	544.7	472.3	424.3	387.8	360.6	345.5	339.1	335.9
12.5°	823.9	745.2	600.4	485.1	408.6	360.6	316.4	282.8	265.5	258.1	254.6
15°	845.7	740.7	557.5	429.1	352.6	294.0	245.6	222.9	219.4	218.1	218.4
17.5°	867.2	733.6	510.8	373.7	293.6	229.6	204.9	203.7	204.3	204.3	204.3
20°	886.4	717.6	459.8	326.3	237.6	193.7	188.6	186.4	184.8	183.5	181.9
22.5°	901.4	696.2	410.8	279.2	194.1	177.4	169.4	162.4	156.6	152.7	150.8
25°	911.7	667.7	366.0	234.1	174.5	161.4	147.0	135.1	126.2	120.7	118.5
27.5°	919.4	636.9	326.0	196.0	161.1	142.8	123.9	109.8	100.6	95.7	93.8
30°	924.8	602.0	290.8	172.3	146.0	123.3	103.1	89.3	82.6	80.1	78.8
32.5°	929.9	563.3	257.5	161.1	131.9	105.4	86.5	75.9	71.7	68.5	67.6
35°	942.7	527.4	225.8	149.2	117.5	90.0	74.3	66.6	62.4	60.5	59.9
37.5°	973.2	500.8	195.3	137.1	103.1	77.8	65.0	59.6	55.7	53.8	53.2
40°	1022.2	487.4	169.7	123.9	89.0	68.5	58.9	53.8	49.6	46.8	46.1
42.5°	1094.2	489.3	151.8	110.8	77.8	61.2	53.2	47.1	42.6	40.0	39.4
45°	1181.6	503.4	139.3	98.0	68.5	55.4	46.8	40.3	36.2	33.9	33.3
47.5°	1276.4	526.1	129.1	86.5	61.2	50.0	40.3	33.6	30.1	28.2	27.9
50°	1376.3	548.2	118.5	75.3	54.8	44.5	33.9	27.9	25.0	23.4	22.7
52.5°	1477.5	573.8	108.9	65.0	49.3	38.1	28.2	22.7	20.5	19.2	18.6
55°	1586.4	593.1	99.6	57.0	43.9	32.3	23.4	18.9	17.0	15.4	15.1
57.5°	1714.5	622.8	90.0	49.3	37.5	26.9	19.2	15.1	13.4	11.8	11.5
60°	1887.4	657.7	79.7	43.6	30.7	22.1	15.7	12.2	10.2	9.0	8.6
62.5°	2115.4	696.5	66.9	38.1	25.0	17.9	12.5	9.6	7.4	5.8	5.8
65°	2404.6	759.6	54.8	32.0	20.5	14.7	9.6	7.0	4.2	2.6	2.6
67.5°	2573.3	770.5	44.2	26.3	16.7	12.5	8.0	4.8	1.3	0.3	0.0
69°	2519.2	707.4	37.5	22.4	14.4	11.8	7.4	3.5	0.6	0.0	0.0
70°	2417.4	646.9	33.0	19.9	13.1	11.2	7.0	2.6	0.6	0.0	0.0
72.5°	1997.6	460.5	25.0	14.7	9.6	9.9	6.4	1.6	0.6	0.0	0.0
75°	1455.1	279.9	17.9	10.2	6.1	7.4	4.5	0.6	0.3	0.0	0.0
77.5°	809.5	131.9	11.2	5.8	3.8	4.5	2.2	0.0	0.0	0.0	0.0
80°	262.9	35.9	5.1	3.2	2.2	2.6	1.0	0.0	0.0	0.0	0.0
82.5°	48.7	10.2	2.9	1.6	0.6	0.6	0.0	0.0	0.0	0.0	0.0
85°	10.6	4.2	1.6	0.6	0.0	0.0	0.0	0.0	0.0	0.0	0.0
87.5°	3.5	1.3	0.3	0.0	0.0	0.0	0.0	0.0	0.0	0.0	0.0
90°	0.0	0.0	0.0	0.0	0.0	0.0	0.0	0.0	0.0	0.0	0.0

Signify Classified - Internal
Cooper Lighting Solutions Photometric Lab
1121 Highway 74 South
Peachtree City, GA 30269

Scaled Data Report



Report Generated By 670245982

Signify Classified - Internal
Cooper Lighting Solutions Photometric Lab
1121 Highway 74 South
Peachtree City, GA 30269

Scaled Data Report



Signify Classified - Internal
Cooper Lighting Solutions Photometric Lab
1121 Highway 74 South
Peachtree City, GA 30269

Scaled Data Report



Signify Classified - Internal
Cooper Lighting Solutions Photometric Lab
1121 Highway 74 South
Peachtree City, GA 30269

Scaled Data Report





--- HS — SS

Signify Classified - Internal
Cooper Lighting Solutions Photometric Lab
1121 Highway 74 South
Peachtree City, GA 30269

Scaled Data Report



u

Signify Classified - Internal
Cooper Lighting Solutions Photometric Lab
1121 Highway 74 South
Peachtree City, GA 30269

Scaled Data Report



Signify Classified - Internal
Cooper Lighting Solutions Photometric Lab
1121 Highway 74 South
Peachtree City, GA 30269

Scaled Data Report



(END OF REPORT)